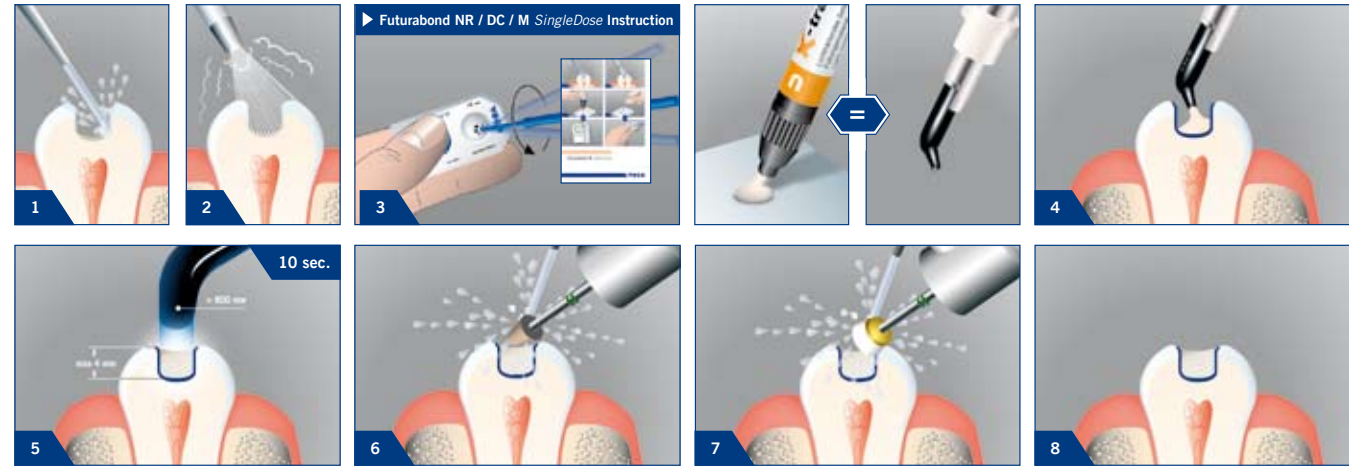


x-tra fil

LIGHT-CURING POSTERIOR RESTORATIVE



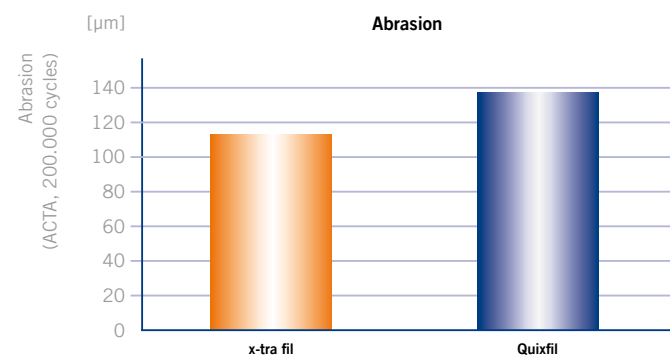
x-tra fil offers excellent and balanced physical properties that are either equal to or even superior to those of other composites on the market. x-tra fil's performance data also exceed the required standards.

Your advantages

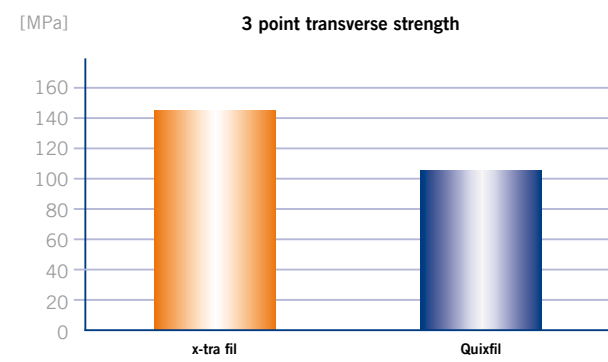
- **Cost-effective**
Tooth-shaded posterior restorations with an attractive cost-performance ratio
- **Quick**
4 mm layers are cured in 10 seconds
- **Clever**
Simple handling, excellent physical properties

Indications

- Load-bearing, posterior Class I and II restorations
- Core build-up



Source: Dr. M. Rosentritt, University of Regensburg, 2005, data on file



Source: Dr. M. Rosentritt, University of Regensburg, 2005, data on file

x-tra fil

LIGHT-CURING POSTERIOR RESTORATIVE



Presentation

- REF 1740 x-tra fil 5 g syringe, universal shade
- REF 1741 x-tra fil 20 x 0.25 g Caps, universal shade
- REF 1739 x-tra fil 10 x 5 g syringes, universal shade

VOCO GmbH
PO Box 767
27457 Cuxhaven
Germany

Tel.: +49 (0) 4721-719-0
Fax: +49 (0) 4721-719-109

info@voco.com
www.voco.com

Available from:



x-tra fil

LIGHT-CURING POSTERIOR RESTORATIVE

x-tra fil

ECONOMICAL – QUICK – CLEVER

The balance between your costs and the actual achieved return with posterior restorations is a very familiar issue. The discussion regarding amalgam is also added with the patients desire for an amalgam-free restoration, patients however do not want to pay too high a premium for not having amalgam fillings. A decision must be made: Use a composite that must be placed in small increments in the cavity and individually light polymerised, a paste-paste material with a relatively long curing time or make compromises, such as using a non-composite material.

x-tra fil – a real alternative

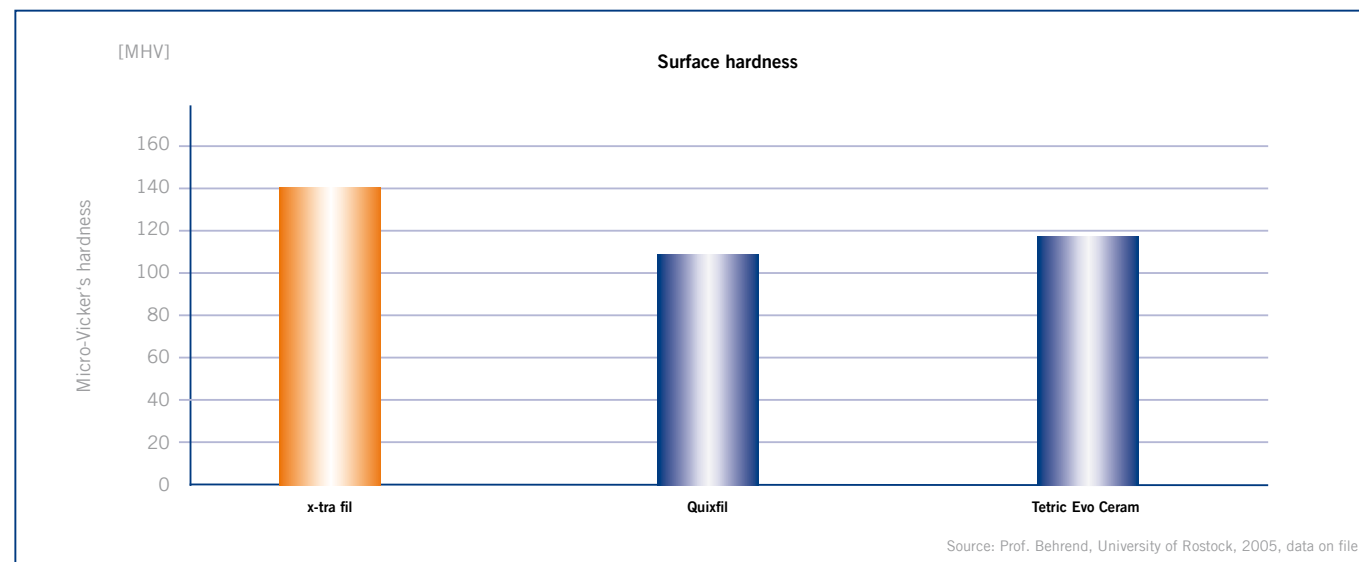
x-tra fil offers a real alternative here. This light-curing, hybrid composite with high radiopacity was developed for quick use in the posterior area. Excellent handling, outstanding curing depth and low shrinkage distinguish x-tra fil from the rest. This cost-effective composite permits tooth-shaded posterior restorations without economic disadvantages for your surgery. The material's high translucency produces a chameleonic shade match of the material to the surrounding tooth substance. The aesthetics obtained are thus more than acceptable as an alternative to an amalgam filling for cost-conscious patients.

Quick processing without compromises

x-tra fil achieves these outstanding physical properties through the combination of a new multi-hybrid filler technology with an innovative initiator system for photopolymerisation. A restorative with very low polymerisation shrinkage and excellent curing depth properties is the result.

x-tra fil offers the possibility to safely light-cure increments of up to 4 mm in thickness in only 10 seconds (minimum light output 800 mW/cm²). The working time can be further reduced in comparison to conventional posterior restorations by combining x-tra fil with a VOCO Futurabond SingleDose self-etch adhesive (Futurabond NR/Futurabond DC or Futurabond M). The unproblematic handling of x-tra fil combined with a shorter working time of the Futurabond family contributes to the unique cost-effectiveness of the restoration.

The reduced shrinkage stress with x-tra fil provides the foundation for durable restorations with a tight marginal seal. The physical stability and high resistance to abrasion have been fine-tuned to meet the special requirements of load-bearing restorations. Due to its high radiopacity, x-tra fil can clearly be distinguished from tooth substance on an x-ray.



x-tra fil

THE MATERIAL OF CHOICE

The combination of the described properties makes x-tra fil the material of choice for situations in which amalgam would have previously been used. With x-tra fil, your patients receive

a reasonably priced, high quality, tooth-shaded posterior restoration.

In addition to the posterior restoration indication, x-tra fil can also be used with so-called non-compliance patients, due to its time-saving process. The material is also well-suited for

cost-saving core build-up. x-tra fil is available in a universal shade in both convenient dosing syringes and direct application Caps.

1. Tooth 26 with an amalgam restoration in need of replacement
2. There is a large MOD cavity with a separate palatal cavity after excavation
3. Generous wetting of all cavity surfaces with Futurabond NR
4. The glistening surface indicates excellent wetting with the bond before polymerisation
5. Modeling the marginal ridge against the matrix
6. Polymerising for 10 seconds with a minimum of 800 mW/cm²

7. A Class I cavity results from restoring the marginal ridge
8. Filling the cavity in 4 mm increments
9. Designing the occlusal anatomy
10. Polymerisation in 10 seconds with a minimum of 800 mW/cm²
11. Filling the palatal cavity
12. Finished restoration after occlusal verification

Source: Dr. Jürgen Manhart, Private Instructor