

## Nonsurgical Root Canal Treatment

### The advantages of ProUltra tips

- Patented contra-angled feature enhances access to all teeth
- Abrasive coating increases efficiency and precision
- Patented parallel wall design improves vision and safety
- Increasing lengths and decreasing diameters promotes procedural success
- Titanium instruments provide unsurpassed access in restrictive areas
- Have been designed to work dry to enhance vision and safety.

### Power settings

In general, within the recommended guidelines, start with a lower power setting and only increase the power if necessary to safely accomplish the procedural task.

#### Abrasive coated instruments

#### Titanium instruments

Instrument Nr	ENDO 1	ENDO 2	ENDO 3	ENDO 4	ENDO 5	ENDO 6	ENDO 7	ENDO 8
Working length	17 mm	17 mm	18 mm	20 mm	24 mm	20 mm	24 mm	27 mm
EMS min.	%	%	%	%	%		%	
EMS max.	60%	50%	20%	10%			10%	
Satelec min.	5	5	1	1			1	
Satelec max.	10	10	5	5			5	

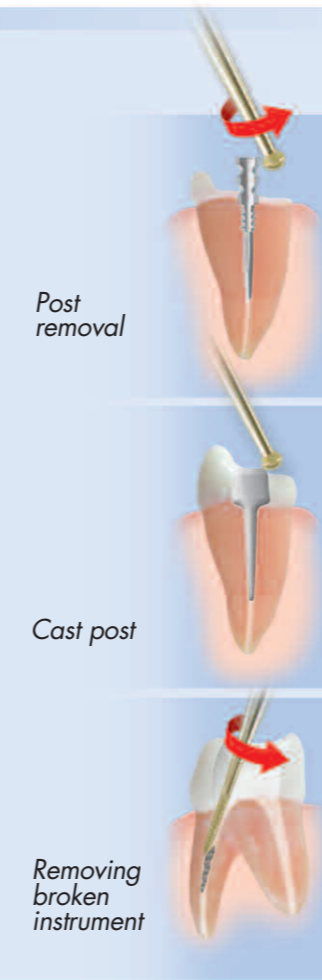


- The power setting is adjusted depending on the specific clinical application
- These instruments are used without irrigations
- Technical specification/thread: EMS **M3x0.5mm**  
Satelec **M3x0.6mm**.

## Nonsurgical Root Canal Treatment

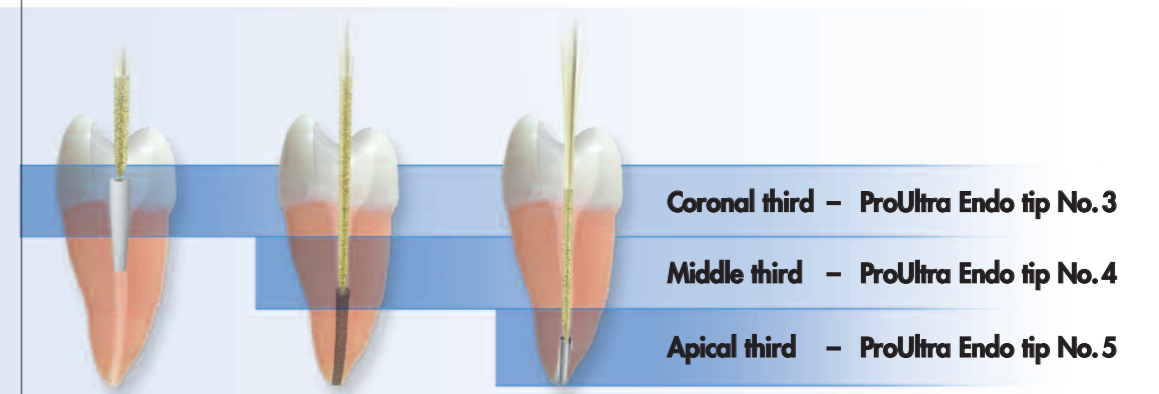
### ProUltra Endo Tip Applications

- |  | Tip No. |
|--|---------|
| • Disassembling restoratives   | 1-2     |
| • Removing pulp stones   | 2-3     |
| • Locating calcified, aberrant or missed canals                              | 2-3     |
| • Troughing fins and isthmuses for orifices                                  | 2-3     |
| • Eliminating pulp chamber cores:<br>- amalgams<br>- composites<br>- cements | 1-2     |
| • Eliminating posts  | 1-2     |
| • Removing obturation materials  | 3-8     |
| • Removing broken instruments  | 3-8     |
| • Vibrating ProRoot (MTA) into root defects                                  | 4-8     |



In general, ProUltra endo instruments 3-5 and 6-8 have progressively longer lengths and smaller diameters to afford procedural access and safety when working in the coronal, middle and apical one-thirds of roots.

## Nonsurgical Root Canal Treatment



- The ProUltra Endo tips numbers 3-5 are designed to work in the respective root thirds. However, any instrument can be used within any aspect of the tooth and the one chosen is based on the required length and diameter needed to successfully and safely perform any given procedure. These instruments are used in a brushing motion with a light touch
- The ProUltra Endo tips 6-8 are made of titanium and their progressively longer lengths and smaller diameters provide unsurpassed access when space is restrictive. These instruments are used in a brushing motion with a light touch
- The stainless steel ProUltra abrasively coated tips no. 1-5 and the titanium tips no. 6-8 are delicate instruments that can be utilized to perform precise clinical procedures. The ProUltra instruments are used with a light brushing motion without water. The precision of the ProUltra Endo line of instruments is enhanced when used in conjunction with magnification devices and lighting such as the dental operating microscope.

## Surgical Root Canal Treatment

ProUltra surgical instruments improve technical and visual access when performing radicular procedures. These microsurgical instruments have an abrasive coating to improve precision and efficiency. Each ProUltra Surgical instrument has an optimally positioned irrigation port to enhance safety and vision during microsurgical procedures.

### The advantages of ProUltra Tips

- Longer lengths improve access to posterior roots
- Multiple angles promote safety during radicular preparations
- Abrasive coating reduces the risk of microfractures
- Abrasive coating improves cutting efficiency and restorative retention.

### Power settings

In general, within the recommended guidelines, start with a lower power setting and only increase the power to safely accomplish the procedural task.

#### Abrasive coated instruments

Instrument Nr	SURG 1	SURG 2	SURG 3	SURG 4	SURG 5	SURG 6
EMS min.			%			
EMS max.			10%			
Satelec min.			1			
Satelec max.			3			



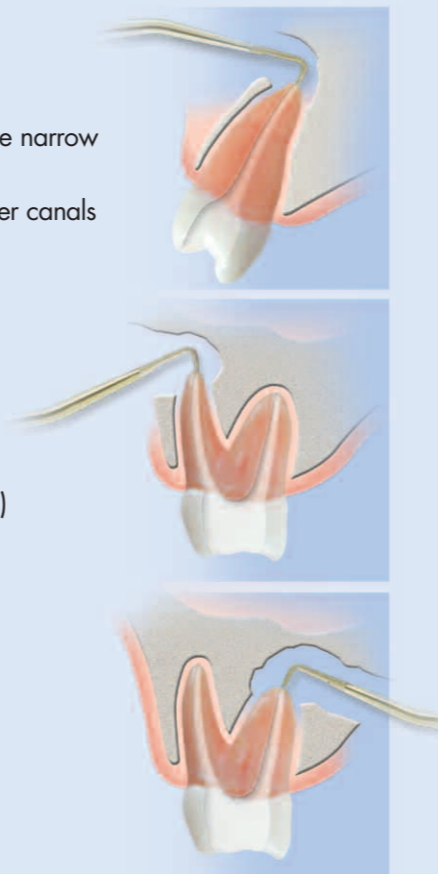
- The power setting is adjusted depending on the specific clinical application
- These instruments are used with irrigation
- Technical specification/thread: EMS **M3x0.5mm**  
Satelec **M3x0.6mm**.

## Surgical Root Canal Treatment

The ProUltra surgical instrument selected is dependent on the required surgical access, the radicular anatomy and the procedure being performed.

### General guidelines

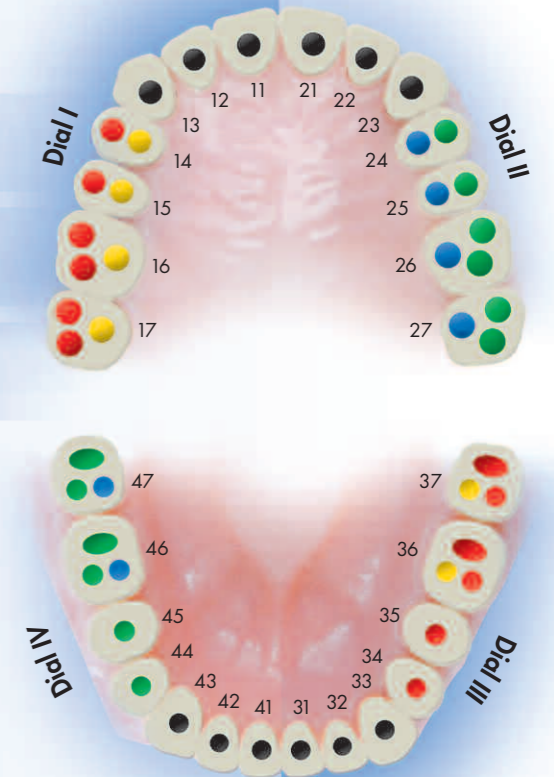
- **SURG 1** Universal instrument with a single 80° angle intended for more narrow canals of anterior teeth
- **SURG 2** Universal instrument with a single 80° angle intended for wider canals of anterior teeth (larger diameter than ProUltra SURG 1)
- **SURG 3** This instrument has a double 75° angle and is typically used for preparing the roots of mandibular left (dial III) and the buccal roots of maxillary right posterior teeth (dial I)
- **SURG 4** This instrument has a double 110° angle and is used for preparing the more lingual roots of mandibular left (dial III) and maxillary right posterior teeth (dial I)
- **SURG 5** This instrument has a double 75° angle and is typically used for preparing the roots of mandibular right (dial IV) and the buccal roots of maxillary left posterior teeth (dial II)
- **SURG 6** This instrument has a double 110° angle, and is used for preparing the more lingual roots of the mandibular right (dial IV) and maxillary left posterior teeth (dial II).



## Surgical Root Canal Treatment

### Working zone

Tip No.	Tooth No.
• <b>SURG 1 &amp; 2</b>	11-12-13 -21-22-23/ 31-32-33-41-42-43
• <b>SURG 3</b>	14-17/34-37
• <b>SURG 4</b>	
• <b>SURG 5</b>	24-27/44-47
• <b>SURG 6</b>	



## Nonsurgical Root Canal Treatment

### ProUltra Endo Tips Abrasive coated instruments



Tip No. ENDO		1	2	3	4	5	Pcs per box
M3x0.5 EMS	M3x0.6 Satelec						
A 0630-1	A 0620-1	•					1x
A 0630-2	A 0620-2		•				1x
A 0630-3	A 0620-3			•			1x
A 0630-4	A 0620-4				•		1x
A 0630-5	A 0620-5					•	1x
A 0630-1to5	A 0620-1to5	•	•	•	•	•	5x



### ProUltra Endo Tips Titanium instruments



Tip No. ENDO		6	7	8	Pcs per box
M3x0.5 EMS	M3x0.6 Satelec				
A 0631-6	A 0621-6	•			1x
A 0631-7	A 0621-7		•		1x
A 0631-8	A 0621-8			•	1x
A 0631-6to8	A 0621-6to8	•	•	•	3x

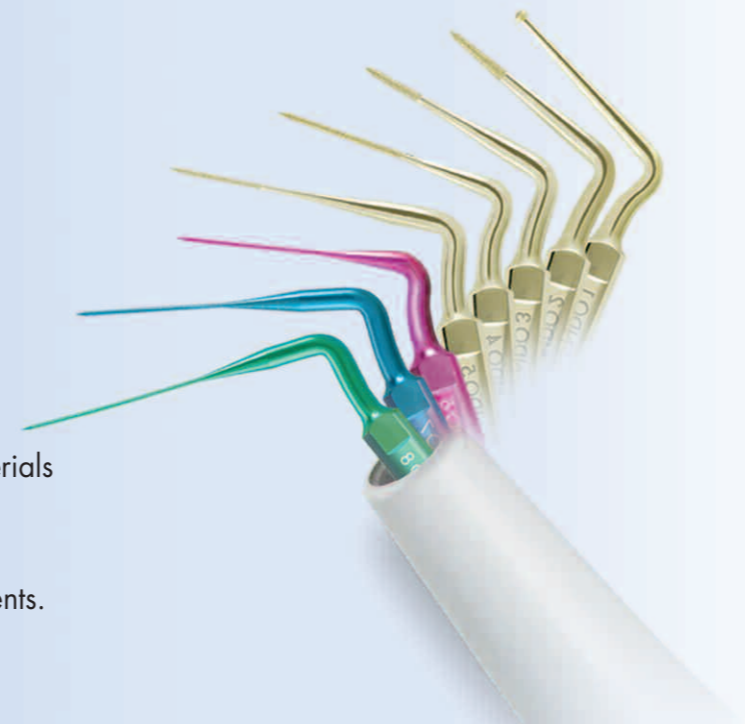


## Nonsurgical Root Canal Treatment

### ProUltra Endo Tips

Designed by Clifford J. Ruddle, D.D.S.

- Disassemble dental restorations and cores
- Trough and chase for calcified or hidden canals
- Remove intracanal obstruction materials
- Efficiently eliminate pulp stones
- Dislodge posts and broken instruments.



The ProUltra inserts are employed using an ultrasonic generator equipped with piezoelectric technology.

Virtuosity  
is in your hands



## Surgical Root Canal Treatment

### ProUltra Surgical Tips Abrasive coated instruments



Tip No. SURG		1	2	3	4	5	6	Pcs per box
M3x0.5 EMS	M3x0.6 Satelec							
A 0650-1	A 0640-1	•						1x
A 0650-2	A 0640-2		•					1x
A 0650-3	A 0640-3			•				1x
A 0650-4	A 0640-4				•			1x
A 0650-5	A 0640-5					•		1x
A 0650-6	A 0640-6						•	1x
A 0650-1to6	A 0640-1to6	•	•	•	•	•	•	6x



## Surgical Root Canal Treatment

### ProUltra Surgical Tips

- Abrasive coated instruments for more efficient cutting of dentin
- Irrigation port strategically placed at the tip for better control
- Tip angles and lengths designed for better access to difficult areas.



The ProUltra inserts are employed using an ultrasonic generator equipped with piezoelectric technology.

## PROULTRA®

Endodontic and Microsurgical  
Ultrasonic Instruments



Technical modifications on our products are not subject to notifications. Photo of our instruments are not contractual.



0459 Dentsply Maillefer • CH-1338 Ballaigues • Switzerland • [www.dentsplymaillefer.com](http://www.dentsplymaillefer.com) ENDO4YOU

